


*Lakewood Process Machinery's*

## **FILL BY WEIGHT CLAMSHELL FILLER**

*The highest quality fresh-pack & processing equipment since 1965*

# FILL-BY-WEIGHT CLAMSHELL FILLER

**HIGH-SPEED CLAMSHELL FILLING WITH PRECISION IN CONTAINER WEIGHT ACCURACY**



Includes the industry's finest clamshell & tray denesting technology

Simple hand-crank adjustable conveyor adjusts to all container sizes

Includes Lakewood's automated Paddle Closer



## **EZ Fill Clamshell Fillers**

- **NEW** dribble gate system for a higher level of accuracy
- **NEW** trap-door bucket design for quicker unloading
- **NEW** electronic interface for easier trouble shooting and repair
- 12 scale hoppers with 12 drop points ensures maximum production rates - Filling action never stops
- Clamshells with the same footprint (4.4oz, 6oz, pints, and some qts.) require very little adjustment
- Lane adjustments are hand-crank for fast and easy container changeover
- A single transport conveyor fits all container sizes
- Touch screen with menus simplifies all user settings
- Fills hinged clamshells 4.4oz - 4lb
- Legs adjust up / down 10"

## **\*Speeds Possible**

Container Size	Capacity (Containers per Minute)
6oz	Up to 180 Clamshells per minute
2lb	Up to 80 Clamshells per minute

*\* Speeds Possible are based on running conveyor at 150 feet per minute, and require ideal conditions including keeping the filling area full at all times, consistent, high-quality containers, and good-quality fruit (not excessively wet or sticky)*

## **Sustainable Average Speeds**

Container Size	Capacity (Containers per Minute)
6oz	Up to 160 Clamshells per minute
2lb	Up to 60 Clamshells per minute

*\* Sustainable Average Speeds are based on Lakewood's best estimate considering "normal" packinghouse conditions (Filling area not full at all times, and potential inconsistencies in fruit)*

# FILL-BY-WEIGHT CLAMSHELL FILLER

**LAKEWOOD**  
PROCESS MACHINERY

**CLAMSHELL FILLERS**

## How our EZ Fill / Fill-by-weight Clamshell Fillers work:

Berries are fed from a tilt belt into the 12 “scale hoppers” that will hold pre-weighed batches until containers are conveyed in place beneath them. When a container is sensed to be in place, the “scale hopper” opens, allowing it’s contents to transfer into the container below. Fruit is gently guided through a funnel that seals itself over the container, ensuring none of the fruit escapes during the transfer. The funnel raises, allowing filled containers to be transported through the closing section on the machine.



### ^ Tilt belt and feeder trays easily flip up for quick access and cleaning

- Programmed to virtually eliminate the need to make adjustments to achieve the proper balance between speed and accuracy - the program makes these adjustments automatically.
- Drop heights reduced to an absolute minimum for the most gentle filling possible
- Indexing conveyor collects all spilled product and returns it to a lug at the end of the machine
- Automatically runs fewer lanes as volume decreases during production to ensure steady, non-interrupted production regardless of volume
- Tilt belt automates the process of gently distributing berries to the feeder trays as volume increases, and automatically adjusts speed to ensure that product is dispersed evenly for the fastest production rates possible
- Tilt belt acts as a secondary soft sorter, collecting soft berries and carrying them to a lug rack at the end of the tilt belt to aid in a last measure of quality control






Lakewood's quality craftsmanship is apparent in every aspect of the newly designed fill-by-weight machine



Container changeover is as simple as possible with removable dump funnels for different sized container footprints





Our new dribble gate system ensures a higher level of accuracy without sacrificing speed



Cleaning is easier than ever with our tilting tray and belt system, allowing you to access everything quickly





CLAMSHELL DENESTERS

# CLAMSHELL WEDGE WHEEL DENESTERS

PATENT PENDING

INCLUDES THE INDUSTRY'S FINEST CLAMSHELL DENESTING SYSTEM

## Wedge Wheel Denester

- All stainless steel construction
- Quick and simple container changeover

Clamshells are staged in their custom fit cartridges over top of an indexing conveyor or the live belts on our Single Lane Adjustable Filler. As the hopper eye (included) mounted on your filler's hopper recognizes berries and a need for containers below, the denester simply 'flicks' the container down onto the conveyor. Changing container sizes is as simple as removing one cartridge and replacing it with another, and your ready to keep denesting.

The most exciting feature of this machine is that it is built around the footprint of specific containers. In order to ensure the highest level of speed and accuracy, we have essentially taken the need for making adjustments in the field entirely out of the picture by giving you container specific cartridges that are guaranteed to denest your containers with nothing more than some initial fine tuning.


## \* Wedge Wheel Denester Capacities

Capacity (Containers per Minute)
300+ containers per minute

*\* Wedge Wheel Denester capacities are dependent on the filling rate, and the speed of the indexing conveyor / live belts that containers are denesting onto.*

## Wedge Wheel Denester Options

Clamshell Sizes	Compatible Cartridge Model
4oz	Model # SR
6oz	Model # SR
Standard Pint	Model # SR
11 oz Long	Model # LR
18oz Long	Model # LR
18oz Shallow	Model # LSQ
24oz	Model # LSQ
2lb	Model # LSQ



# CLAMSHELL CLOSERS

**LAKEWOOD**  
PROCESS MACHINERY

CLAMSHELL CLOSERS

INCLUDES LAKEWOOD'S HIGHLY EFFECTIVE CLAMSHELL PADDLE CLOSER

## **LAKEWOOD** Clamshell Closer

- All stainless steel construction
- Easily adjustable

Filled clamshells exit the filling area with an open lid. As the clamshells are conveyed away from the filling apparatus, the lids are gently pushed into place by the hand-adjustable closing rod prior to the "powered paddle closer". By the time the containers reach the paddle closer, the lids are completely carried over and positioned where they need to be for the final closing of the container which is done with a sweeping motion of the powered paddle within the closing unit.



*\* Containers with button-lock lids will require manual closing to ensure containers are closed entirely.*

For more information on Lakewood's newest Fill-by-weight Clamshell Filler, visit us online at

**[www.lakewoodpm.com](http://www.lakewoodpm.com)**

Or contact a sales representative through our main office

Toll Free: **1-800-366-6705**

Email: **[info@lakewoodpm.com](mailto:info@lakewoodpm.com)**



**LAKEWOOD**  
PROCESS MACHINERY